

New Species of Sciarid Flies (Diptera, Sciaridae) from Greece and Turkey.

Björn RULIK*, Frank RÖSCHMANN* and Werner MOHRIG**

*Zoological Institut & Museum of the E.-M.-Arndt University Greifswald, Johann-Sebastian-Bach-Str.11-12, 17487 Greifswald, GERMANY, rulik@mail.uni-greifswald.de

**Bahnhofsstr. 53, 17489 Greifswald, GERMANY.

ABSTRACT

55 species of Sciaridae in 12 genera have been collected in Greece (44 species) and Turkey (25 species). Five new species have been found, and they are described here and illustrated in detail: *Epidapus illicitus*, *Epidapus semifactus*, *Bradysia promissa*, *Corynoptera abducera* and *Pseudolykoriella tenebriosa*. *Bradysia neopraecox* Rudzinski, 1996 is a new synonym of *Bradysia subiridipennis* Mohrig & Menzel, 1992. A species list of all the sciarid flies collected in Greece and Turkey is given and discussed.

Key words: Sciaridae, *Epidapus*, *Bradysia*, *Corynoptera*, *Pseudolykoriella*, new species, taxonomy, check list, Turkey, Greece

INTRODUCTION

The material of sciarid flies discussed here was collected during two fieldtrips undertaken by members of the Scientific Student Association, Jean-Baptiste from the Balkan States such as Yugoslavia and Albania are given by Lengersdorf (1926b, c), Strobl, Loew, Becker, Enderlein and others (cited in Menzel, 1992a, b).

During the 1990s more extensive records of Sciaridae in the Mediterranean area have been given for Albania (Menzel & Mohrig, 1991, 1993), Italy (Venturi, 1964; Röschmann & Mohrig, 1993; Mohrig & Kauschke, 1994; Lucchi, 1995), Corsica (Rudzinski, 1995), Spain (Mohrig & Blasco-Zumeta, 1994, 1995) and Bulgaria (Mohrig & Menzel, 1992; Mohrig et al., 1992; Mohrig & Dimitrova, 1992, 1993;

Dimitrova & Mohrig, 1993).

So far as the Greek sciarid fauna is concerned, there is only one paper with records of 65 species from the north-west of Greece (Röschmann & Mohrig, 1996) since the isolated records in Lengensdorf (1926a), Mohrig & Menzel (1992), Becker (in Menzel, 1992b). For Turkey there is only one paper with records of 33 species (Rudzinski, 1996).

MATERIAL AND METHODS

Sciarid flies were collected with sweep nets, yellow dishes (with water and a few drops of detergent) and light traps.

The sites visited in Greece are located within a radius of 100 km of Patrai and in the vicinity of Delphi (Parnas Mountains) (Fig. 1 and Tab. 1). The Turkish material comes from the Taurus Mountains, in the area of Çamlıyayla, Horoz near Pozantı, and also Göreme (Cappadocia) (Fig. 2 and Tab. 2).



Fig. 1. Localities in Greece.

genitalia were subsequently embedded on one slide under two different coverslipss in Canadan balsam. Drawings were made with the aid of a simple Abbe camera lucida (Carl Zeiss Jena). Drawings of comparable parts and characters were all made at the same magnification: 400 times: gonostyles; 200 times: 3rd and 4th antennal flagellomere, palpi, tegmen, patch of bristles at tip of fore tibiae, and halteres; 80 times: wings. In figure 5 (*C. abducera*) there are scale-lines which are valid for all the other figures as well.

The morphological terminology and nomenclature follows that of Menzel & Mohrig (1997b, 1998 and 1999). The type material and other specimens are preserved in the private collection of W. Mohrig, Greifswald, Germany.

DESCRIPTION OF NEW SPECIES

***Bradysia promissa* Mohrig & Röschmann sp. n.** (Fig. 3)

♂. *Head*: Eyes rather long haired; eye bridge complete, 3 facets wide. Antennae long; 4th flagellomere about 3 times as long as wide, basal part with rather dense hairs that are as long as its width; palpi three-segmented, basal segment with 8-10 short hairs and a slightly depened sensory pit; 3rd segment narrow and as long as the basal segment. Labella large. Prefrons short haired, clypaeus with 2-3 hairs.

Thorax: Brownish, mesonotum centrally and upper part of katepisternite dark; mesonotum with very short central hairs; lateral and prescutellar hairs only slightly stronger; scutellum with very short hairs, without stronger marginal bristles; posterior pronotum bare; antepronotum and prethoracal episternite with 8-10 short and fine hairs; other pleural sclerites bare. Wings hyaline, with short and fine microtrichia; $R1 = 2/3 R$; $R5$ only with dorsal macrotrichia; $C = 2/3 w$; $y = x$, without macrotrichia; posterior wing veins distinct (except for M-stem), without macrotrichia; fork of M shorter than M-stem; Cu1-stem rather long, $= 1/2 x$. Halteres short club-shaped and sparsly haired. Coxae and legs not elongated or shortened, brownish; fore tibia with few short spine-like bristles within the short ground-hairs and with one strong apical spur, at inner apex with a comb of bristle-like hairs; spurs of mid and hind tibiae equal and longer than diameter of apex; hind tibia with a very weak posterior row of spines and a distinct apical spine-wreath. Claws untoothed, long and weakly curved.

Abdomen: Tergal and sternal sclerites with sparse and very short hairs. Hypopygium basally with a broadly opened ventral base without any differentiation; gonocoxites long, inner ventral border sparsely haired and ventro-apical bristle very weakly developed; gonostyles thick, shorter than gonocoxites, narrowed to tip and without any teeth or spines; dorsally flattened and only densely haired; tegmen higher than broad, rather small and with a large area of broad teeth; aedeagus rather long and strong. Body length: 2.5 mm.

♀. Unknown.

Locus typicus: Greece, Delphi, Parnas mountains.

Holotype: 1 ♂, 22.-23.5.1995, Garigue-landscape with *Phlomis verbascum*, light trap, leg. Röschmann.

Paratypes: 1 ♂, 15.5.1994, Corsica, Cassamoza; 1 ♂, 16.5.1994, Corsica, Ponte Leccia, both leg. Röschmann.




Fig. 3. *Bradysia promissa* sp. n.; ♂. a) gonostylus of hypopygium; b) 4th flagellomere of antennae; c) palpus.

Species comparison and taxonomic position: The new species belongs to the *Bradysia nervosa*-group, because of the short body hair and the gonostyles

without an apical tooth, but it has a distinct group of short spines basally within the dense hair on the inner side of the gonostyles. It differs from all other species of the group by the flattened dorsal side of the gonostyles, densely covered with bristle-like hairs.

***Pseudolycoriella tenebriosa* Mohrig & Rulik sp. n.** (Fig. 4)

♂. *Head*: Dark brown. Eyes rather short haired; eye bridge complete, 3-4 facets wide. Antennae short; 4th flagellomere about 1.8 times as long as wide, basal part with fine hairs that are somewhat shorter than its width, hairs on fair insertions, neck short and brown; palpi three-segmented, basal segment large, with 5-6 hairs, short sensillae and without a deepened sensory pit; 3rd segment narrow and as long as basal segment. Mouth parts well developed; labella large; prefrons with few longer hairs; clypeus with 2-3 hairs.

Thorax: Dark brown, mesonotum centrally and upper part of katepisternite dark; mesonotum with rather short and dark central hairs; some lateral and prescutellar hairs stronger; scutellum with 4 long marginal bristles and short hairs; posterior pronotum bare; anteprenotum with 7-8 rather long hairs, prethoracal episternite with 4 hairs; other pleural sclerites bare. Wings somewhat brownish, with short and fine microtrichia; $R1 = 2/3 R$ (with a distal aberration to a link with R5); R5 only with dorsal macrotrichia; $C = 2/3 w$; y shorter than x, without macrotrichia; posterior wing veins distinct, without macrotrichia; fork of M narrow, somewhat shorter than M-stem; Cu1-stem distinct, $= 2/3 x$. Halteres dark, short club-shaped and sparsely haired. Coxae dark brown; legs not elongated, strong, brown; fore tibia with few short spine-like bristles within the short ground-hairs and with one strong apical spur, at inner apex with a patch of sparsely arranged bristles, with a weakly semicircular border; spurs of mid and hind tibiae equal, strong and longer than diameter of apex; hind tibia with a very weak posterior row of spine-like bristles, but a distinct apical spine-wreath. Claws untoothed, long and weakly curved.

Abdomen: Tergal and sternal sclerites with rather dense and short hairs. Hypopygium basally with a broad v-shaped ventral base without any differentiation; gonocoxites strong, inner ventral border rather densely haired; ventro-apical bristle well developed; gonostyles elongate and slightly curved, shorter than gonocoxites, rounded at tip and with dense and short hairs, inner side weakly flattened and with

a pair of thin and equal spines at end of apical third and one long whip-lash hair; tegmen higher than broad, with an apical lobe-like structure; aedeagus rather short and strong. Body length: 2.5 mm.

♀. Unknown.

Locus typicus: Turkey, Göreme, Cappadocia, province Nevsehir, approx. 1000 m.

Holotypus: 1 ♂, 21.-26.5.1997, yellow dishes, leg. Rulik.

Species comparison and taxonomic position: The new species belongs to the genus *Pseudolycoriella* Menzel & Mohrig, 1998, and is close to the widespread *Pseudolycoriella bruckii* (Winnertz, 1867). It is characterized by the pair of short spines at the end of the distal third of gonostyles, placed subapically, accompanied by a long whip-lash hair. The flagellomeres are not so rough as in other species and the claws are untoothed.

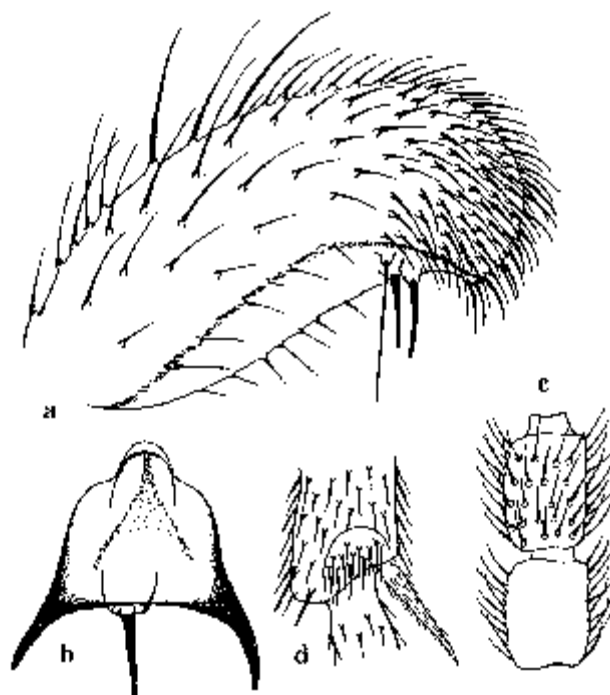


Fig. 4. *Pseudolycoriella tenebricosa* sp. n.; ♂. a) gonostylus of hypopygium; b) tegmen; c) 3rd and 4th flagellomeres of antennae; d) patch of bristles at tip of fore tibia.

***Corynoptera abducera* Mohrig & Rulik sp. n. (Fig. 5)**

♂. *Head*: Brown. Eyes rather short haired; eye bridge complete, 3 facets wide. Antennae rather short, with strong flagellomeres; 4th flagellomere about 2 times as long as wide, basal part with fine hairs that are somewhat shorter than its width, neck rather short and brown; palpi three-segmented, basal segment with one bristle; 3rd segment narrowed and as long as basal segment; labella large; prefrons with few longer hairs; clypeus bare.

Thorax: Brown, coxae and legs yellowish-brown; mesonotum with rather long and yellow central hairs; some lateral and prescutellar hairs stronger; scutellum with 2 long marginal bristles and some short hairs; posterior pronotum bare; antepnotum and prethoracal episternite sparsely haired; other pleural sclerites bare. Wings hyaline, with short and fine microtrichia; $R1 = 2/3 R$; $R5$ only with dorsal macrotrichia; $C = 2/3 w$; $y = x$, without macrotrichia; posterior wing veins distinct, without macrotrichia; $Cu1$ -stem short. Halteres dark, short club-shaped and sparsely haired. Coxae and legs yellowish-brown, not elongated, but rather thin; fore tibia with few short spine-like bristles within the short ground-hairs and with one strong apical spur, at inner apex with a patch of bristles, with a weakly semicircular border; spurs of mid and hind tibiae equal, rather thin and somewhat longer than diameter of apex; hind tibia with a posterior row of spine-like bristles and a distinct apical spine-wreath. Claws untoothed, curved.

Abdomen: Tergal and sternal sclerites sparse, yellowish and with rather long hairs. Hypopygium basally with a broad v-shaped ventral base without any differentiation; gonocoxites rather short and strong, inner ventral border short and sparsely haired; ventro-apical bristle well developed; gonostyles elongate and shorter than gonocoxites, apically rounded, with three short spines at tip, inner side somewhat flattened and with a pair of short equal spines somewhat before middle; tegmen as high as broad, with a large area of fine teeth; aedeagus rather short and strong. Body length: 1.5 mm.

♀. Unknown.

Locus typicus: Turkey, Camliyayla, 40 km north of Tarsus, Taurus Mountains, province Icel, approx. 1600 m.

Holotypus: 1 ♂, 17.-19.5.1997, yellow dishes, leg. Rulik.

Paratype: 1 ♂, 27.-28.5.1997, caught by net, leg. Rulik.

Species comparison and taxonomic position: The new species belongs to the *Corynoptera membranigera*-group because of the semicircular patch of bristles bordering the tip of the fore tibiae. It is well characterised by the arrangement the three apical spines and a pair of equal spines before the middle of the inner side of the gonostyles. It shows no similarities with any of the described species.

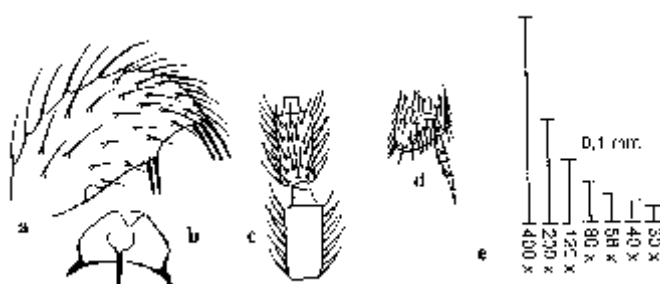


Fig. 5. *Corynoptera abducera* sp. n.; ♂. a) gonostylus of hypopygium; b) tegmen; c) 3rd and 4th flagellomeres of antennae; d) patch of bristles at tip of fore tibia, e) scale bar.

Epidapus illicitus Mohrig & Rulik sp. n. (Fig. 6)

♂. *Head:* Eyes rather long haired; eye bridge complete, small, 3 facets wide. Antennae long; 4th flagellomere about 3 times as long as its width, basal part with rather sparse dense hairs that are as long as its width; palpi one-segmented; basal segment small, with long sensillae, without a deepened sensory pit and with 2-3 hairs; labella large; prefrons sparse and short haired; clypeus with 1-2 hairs.

Thorax: Brownish; mesonotum with short central hairs; lateral and prescutellar hairs stronger; scutellum with 4 stronger marginal bristles; posterior pronotum bare; antepnotum and prethoracal episternite with 3-5 short hairs; other pleural sclerites bare. Wings hyaline, narrow, with short and fine microtrichia; R1 short, = 1/2 R; R5 short and sparsely haired, only with dorsal macrotrichia; C long, = 1/2 w; y = x, without macrotrichia; posterior wing veins weak, without macrotrichia; fork of M shorter than M-stem; Cu1-stem very long, about half as long as Cu1b. Halteres rather narrow and with long sparse hairs. Coxae and legs elongated, brownish; fore tibia without

any spine-like bristles within the short ground-hairs, with one thin apical spur and at inner apex without a differentiated patch of bristles; spurs of mid and hind tibiae equal and as long as diameter of apex; hind tibia with a distinct posterior row of spines and a weak apical spine-wreath. Claws untoothed, long and weakly curved.

Abdomen: Tergal and sternal sclerites with sparse and very short hairs. Hypopygium basally with a broadly opened ventral base without any differentiation; gonocoxites rather short, inner ventral border rather long haired; ventro-apical bristle very weakly developed; gonostyles thick, shorter than gonocoxites, rounded at tip and with a distinct apical tooth and 4 subapical hyaline spines one below the other in distal half; tegmen broader than high, with a small area of fine teeth; aedeagus rather long and strong. Body length: 1.5 mm.

♀. Unknown.

Locus typicus: Turkey, Horoz near Pozantý, 60 km north of Tarsus, Taurus Mountains, province Niðde, about 1000 m.

Holotype: 1 ♂, 27.-28.5.1997, caught by net, leg. Rulik.

Paratypes: 4 ♂♂, with same data; 3 ♂♂, 21.-26.5.1997, Turkey, Göreme, Cappadocia, province Nevþehir, about 1000 m, yellow dishes, leg. Rulik.




Fig. 6. *Epidapus illicitus* sp. n.; ♂. a) gonostylus of hypopygium; b) 3rd and 4th flagellomeres of antennae; c) palpus; d) haltere; e) wing.

Species comparison and taxonomic position: The new species belongs to

Epidapus s. str. and is characterised by the short and thick gonostyles, rounded apically and with an apical tooth and 4 subapical spines. The subapical spines are arranged one below the other in the distal half. The palpi are small and one-segmented and the wings very narrow with an unusually long Cu1-stem.

***Epidapus semifactus* Mohrig & Röschmann sp. n.** (Fig. 7)

♂. *Head*: Eyes rather long haired (twice diameter of an ommatidium); eye bridge complete, small, 2 facets wide. Antennae short; 4th flagellomere about 1.2 times as long as wide, basal part bristle-like, tightly fitting and with hairs as long as its width. Palpi one-segmented, with a very small vestige of the second segment, with long sensillae, without a deepened sensory pit and with 4 rather long hairs; labella large; prefrons sparsely and rather short haired; clypeus bare.

Thorax: Brownish; mesonotum with short central hairs; few lateral hairs stronger; scutellum with 2 stronger marginal bristles; posterior pronotum bare; anteprenotum and prethoracal episternite with 5-6 short hairs; other pleural sclerites bare. Wings hyaline, rather broad, with a well developed anal angle and with short and fine microtrichia; R-veins thick; $R1 = 2/3 R$; R5 short and sparsely haired, only with dorsal macrotrichia; C long, $= 2/3 w$; y shorter x, with 1-2 macrotrichia; posterior wing veins weak, without macrotrichia; fork of M rather narrow and shorter than M-stem; Cu1-stem short, much shorter than x. Halteres short and thickly club-shaped, sparsely haired. Coxae elongated; legs short and strong, brownish; fore tibia without any spine-like bristles within the short ground-hairs, with one thin apical spur and at inner apex without a differentiated patch of bristles; spurs of mid and hind tibiae somewhat unequal and much shorter than diameter of apex; hind tibia without a distinct posterior row of spines and a very weak apical spine-wreath. Claws untoothed, long and weakly curved.

Abdomen: Tergal and sternal sclerites with sparse and very short hairs. Hypopygium basally with a broadly opened ventral base without any differentiation; gonocoxites rather short, inner ventral border with rather long hairs; ventro-apical bristle very weakly developed; gonostyles thick, shorter than gonocoxites, rounded at tip and with a distinct apical tooth and 4 subapical hyaline spines one below the other in distal half; tegmen broader than

high, with a small area of fine teeth; aedeagus rather long and strong. Body length: 1.5 mm.

♀. Unknown.

Locus typicus: Greece, Mega Spileion, Varaikos-canyon, Peleponnes.

Holotype: 1 ♂, 20.-21.5.1996, yellow dishes, leg. Röschmann.

Paratype: 1 ♂, 1.4.1996, Spain, Todoque, La Palma, Canary Islands, garden, Malaise trap, leg. Heller (coll. Heller, Kiel).

Species comparison and taxonomic position: The new species belongs to *Epidapus* s. str. because of the distinct teeth on the gonostyles. It differs from typical members of this subgenus by the broad wings, the short halteres and the short and strong legs. In addition, it is characterised by the short and somewhat subapically inserted gonostyle teeth, the one-segmented palpi with a very small vestige of the second segment, the short flagellomeres with short necks and few macrotrichia on the y part of the basal R5. The specimen from the Canary Islands has a narrower eye bridge, longer spurs on the mid and hind tibiae, denser hairs on lateral parts of mesonotum, and a not so strongly narrowed tip of the gonostyles, but such small differences are known in other species that also occur in the Canary Islands, isolated from the mainland.

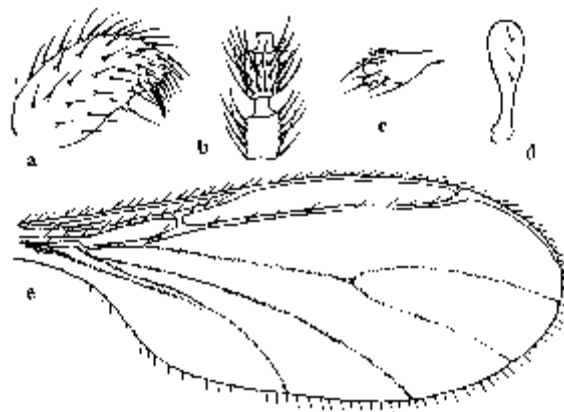


Fig. 7. *Epidapus semifactus* sp. n.; ♂. a) gonostylus of hypopygium; b) 3rd and 4th flagellomeres of antennae; c) palpus; d) haltere; e) wing.

SPECIES LIST FROM TURKEY

***Bradysia amoena* (Winnertz, 1867)**

Widespread in Europe, known also from Russia (East Siberia, Far East). New to Turkey.

2 ♂♂, Taurus Mountains, Prov. Ýçel, Çamlýyayla, approx. 1600 m, 17. - 19.05.1997, leg. B. Rulik.

1 ♂, Cappadocia, Prov. Nevşehir, Göreme, approx. 1000 m, 21. - 26.05.1997, leg. B. Rulik.

***Bradysia longispina* Mohrig & Mamaev, 1989**

Only known from Russia (locus typicus), Greece (1993) and Germany. New to Turkey.

4 ♂♂, Cappadocia, Prov. Nevşehir, Göreme, approx. 1000 m, 21. - 26.05.1997, leg. B. Rulik.

***Bradysia pectoralis* (Staeger, 1840)**

Known from Austria, Bulgaria, Great Britain, Germany, Greece, Switzerland, Latvia, Ukraine, Russia and Uzbekistan. New to Turkey.

1 ♂, Taurus Mountains, Prov. Ýçel, Çamlýyayla, approx. 1600 m, 17. - 19.05.1997, leg. B. Rulik.

***Bradysia rufescens* (Zetterstedt, 1852)**

Common and widespread.

1 ♂, Taurus Mountains, Prov. Içel, Çamlýyayla, approx. 1600 m, 17. - 19.05.1997, leg. B. Rulik.

4 ♂♂, Cappadocia, Prov. Nevşehir, Göreme, approx. 1000 m, 21. - 26.05.1997, leg. B. Rulik.

***Bradysia santorina* Mohrig & Menzel, 1992**

Known from Greece, Bulgaria and Morocco. New to Turkey.

2 ♂♂, Cappadocia, Prov. Nevşehir, Göreme, approx. 1000 m, 21. - 26.05.1997, leg. B. Rulik.

5 ♂♂, Taurus Mountains, Prov. Niðde, Horoz by Pozantý, 1000 m, 27. - 28.05.1997, leg. B. Rulik.

***Bradysiopsis vittata* (Meigen, 1830)**

Rare, known from Scandinavia, Central and South Europe.

1 ♂, Taurus Mountains, Prov. Ýcel, Çamlýyayla, approx. 1600 m, 17. - 19.05.1997, leg. B. Rulik.

1 ♂, Taurus Mountains, Prov. Niðde, Horoz near Pozantý, 1000 m, 27. - 28.05. 1997, leg. B. Rulik.

***Corynoptera abducera* Mohrig & Rulik sp. n.**

1 ♂, Taurus Mountains, Prov. Ýcel, Çamlýyayla, approx. 1600 m, 17. - 19.05.1997, leg. B. Rulik.

***Corynoptera acuminata* Mohrig & Dimitrova, 1992**

Known from Bulgaria. New to Turkey.

1 ♂, Taurus Mountains, Prov. Niðde, Horoz near Pozantý, 1000 m, 27. - 28.05.1997, leg. B. Rulik.

***Corynoptera praeparvula* Mohrig & Krivosheina, 1983**

Known from Germany, Bulgaria, Greece and Turkmenistan. New to Turkey.

2 ♂♂, Cappadocia, Prov. Nevshir, Göreme, approx. 1000 m, 21. - 26.05.1997, leg. B. Rulik.

1 ♂, Taurus Mountains, Prov. Niðde, Horoz near Pozantý, 1000 m, 27. - 28.05.1997, leg. B. Rulik.

***Corynoptera subparvula* Tuomikoski, 1960**

Widespread in Europe, known also from Turkmenistan and Russia (Far East).
New to Turkey.

3 ♂♂, Taurus Mountains, Prov. Niðde, Horoz near Pozantý, 1000 m, 27. - 28.05.1997, leg. B. Rulik.

***Corynoptera subpiniphila* Mohrig & Mamaev, 1992**

Known only from the locus typicus (Bulgaria). New to Turkey.

1 ♂, Taurus Mountains, Prov. Niðde, Horoz near Pozantý, 1000 m, 27. - 28.05.1997, leg. B. Rulik.

***Cratyna ambigua* (Lengersdorf, 1934)**

Known from Austria, Germany, Italy, Moravia, Switzerland, Slovakia and Russia (Crimea). New to Turkey.

1 ♂, Taurus Mountains, Prov. Niğde, Horoz near Pozantý, 1000 m, 27. - 28.05.1997, leg. B. Rulik.

***Epidapus illicitus* Mohrig & Rulik sp. n.**

3 ♂♂, Cappadocia, Prov. Nevşehir, Göreme, approx. 1000 m, 21. - 26.05.1997, leg. B. Rulik.

5 ♂♂, Taurus Mountains, Prov. Niğde, Horoz near Pozantý, 1000 m, 27. - 28.05. 1997, leg. B. Rulik.

***Leptosciarella parcepilosa* (Strobl, 1900)**

Known from Spain (Canary Islands), former Yugoslavia, Israel and Germany. New to Turkey.

1 ♂, Cappadocia, Prov. Nevşehir, Göreme, approx. 1000 m, 21. - 26.05.1997, leg. B. Rulik.

***Lycoriella castanescens* (Lengersdorf, 1940)**

Common and widespread in Europe.

17 ♂♂, Cappadocia, Prov. Nevşehir, Göreme, approx. 1000 m, 21. - 26.05.1997, leg. B. Rulik.

***Phytosciara quadriangulata* Mohrig & Krivosheina, 1985**

Known from Russia (Far East) and Italy. New to Turkey.

1 ♂, Taurus Mountains, Prov. Ýçel, Çamlýyayla, approx. 1600 m, 17. - 19.05.1997, leg. B. Rulik.

***Pseudolycoriella tenebriosa* Mohrig & Rulik sp. n.**

1 ♂, Cappadocia, Prov. Nevşehir, Göreme, approx. 1000 m, 21. - 26.05.1997, leg. B. Rulik.

***Scatopsciara atomaria* (Zetterstedt, 1851)**

Widespread in Europe, known also from Afghanistan, Turkmenistan and USA. New to Turkey.

5 ♂♂, Cappadocia, Prov. Nevşehir, Göreme, approx. 1000 m, 21. - 26.05.1997, leg. B. Rulik.

1 ♀, Cappadocia, Prov. Nevşehir, Göreme, approx. 1000 m, 21. - 26.05.1997, leg. B. Rulik.

8 ♂♂, Taurus Mountains, Prov. Niğde, Horoz near Pozantý, 1000 m, 27. - 28.05.1997, leg. B. Rulik.

***Scatopsiara nana* (Winnertz, 1871)**

Known from Great Britain, Germany, Italy, Moravia and Switzerland. New to Turkey.

1 ♂, Taurus Mountains, Prov. Niğde, Horoz near Pozantý, 1000 m, 27. - 28.05.1997, leg. B. Rulik.

***Scatopsiara neglecta* Menzel & Mohrig, 1998**

Known from Great Britain and Germany. New to Turkey.

1 ♂, Taurus Mountains, Prov. Niğde, Horoz near Pozantý, 1000 m, 27. - 28.05.1997, leg. B. Rulik.

***Scatopsiara vitripennis* (Meigen, 1818)**

Common in Europe, also known from the Russian Far East and Central Asia and USA.

8 ♂♂, Cappadocia, Prov. Nevşehir, Göreme, approx. 1000 m, 21. - 26.05.1997, leg. B. Rulik.

SPECIES LIST FROM GREECE

***Bradysia amoena* (Winnertz, 1867)**

Widespread in Europe, known also from Russia (East Siberia, Far East). New to Greece.

2 ♂♂, Peloponnes, 7 km of Mega Spileion, caught by net, 21.05.1996, leg. F. Röschmann.

***Bradysia brachyflagellata* Mohrig & Kauschke, 1994**

Known only from the locus typicus (Italy). New to Greece.

5 ♂♂, Delphi, Parnas Mountains, Garigue-landscape, light trap, 22. - 23.05.1996, leg. F. Röschmann.

4 ♂♂, Peloponnes, 7 km of Mega Spileion, caught by net, 21.05.1996, leg. F. Röschmann.

2 ♂♂, Peleponnes, Mega Spileion, Varaikos-Canyon, yellow dishes, 20. - 21.05.1996, leg. F. Röschmann.

***Bradysia cinerascens* (Grzegorzek, 1884)**

Widespread in Europe.

1 ♂, Delphi, Parnas Mountains, Garigue-landscape, light trap, 22. - 23.05.1996, leg. F. Röschmann.

1 ♀, Peleponnes, Kalogria, caught by net, 16.05.1996, leg. F. Röschmann.

***Bradysia confinis* (Winnertz, 1867)**

Widespread in Europe. New to Greece.

1 ♂, Peleponnes, Kalogria, caught by net, 16.05.1996, leg. F. Röschmann.

12 ♂♂, Peleponnes, Kalavrita, 1000 m, yellow dishes, 18. - 19.05.1996, leg. F. Röschmann.

***Bradysia longispina* Mohrig & Mamaev, 1989**

Only known from Russia (locus typicus), Greece (1993) and Germany.

2 ♂♂, Peleponnes, 7 km of Mega Spileion, caught by net, 21.05.1996, leg. F. Röschmann.

3 ♂♂, Peleponnes, Mega Spileion, Varaikos-Canyon, yellow dishes, 20. - 21.05.1996, leg. F. Röschmann.

***Bradysia nitidicollis* (Meigen, 1818)**

Common and widespread in Europe, known also from the Russian Far East.

1 ♂, Peleponnes, Kalogria, caught by net, 16.05.1996, leg. F. Röschmann.

8 ♂♂, Peleponnes, Kalavrita, 1000 m, yellow dishes, 18. - 19.05.1996, leg. F. Röschmann.

***Bradysia placida* (Winnertz, 1867)**

Widespread in Europe, known also from Turkmenistan. New to Greece.

5 ♂♂, Delphi, Parnas Mountains, Garigue-landscape, light trap, 22. - 23.05.1996, leg. F. Röschmann.

5 ♂♂, Peleponnes, 7 km of Mega Spileion, caught by net, 21.05.1996, leg. F. Röschmann.

1 ♂, Peleponnes, Mega Spileion, Varaikos-Canyon, yellow dishes, 20. - 21.05.1996, leg. F. Röschmann.

***Bradysia promissa* Mohrig & Röschmann sp. n.**

1 ♂, Delphi, Parnas Mountains, Garigue-landscape, light trap, 22. - 23.05.1996, leg. F. Röschmann.

***Bradysia rufescens* (Zetterstedt, 1852)**

Common and widespread. New to Greece.

5 ♂♂, Peleponnes, 7 km of Mega Spileion, caught by net, 21.05.1996, leg. F. Röschmann.

4 ♂♂, Peleponnes, Kalavrita, 1000 m, yellow dishes, 18. - 19.05.1996, leg. F. Röschmann.

***Bradysia ruginosa* Mohrig, 1992**

Known from Spain (locus typicus) and Italy. New to Greece.

1 ♂, Peleponnes, Kalavrita, 1000 m, yellow dishes, 18. - 19.05.1996, leg. F. Röschmann.

***Bradysia scabricornis* Tuomikoski, 1960**

Known from Bulgaria, Finland, Germany, Great Britain, Greece (1993), Moravia, Slovakia, Switzerland, Russia (European and Central Asian Parts as well as Far East) and Nepal.

1 ♂, Peleponnes, Mega Spileion, Varaikos-Canyon, yellow dishes, 20. - 21.05.1996, leg. F. Röschmann.

***Bradysia subscabricornis* Mohrig & Menzel, 1990**

Known from Central Europe eastwards to North Caucasus. New to Greece.

1 ♂, Peleponnes, Kalavrita, 1000 m, yellow dishes, 18. - 19.05.1996, leg. F. Röschmann.

***Bradysia xenoreflexa* Mohrig & Menzel, 1993**

Rare, known from France, Greece (1993), Moravia and Uzbekistan.

1 ♂, Delphi, Parnas Mountains, Garigue-landscape, light trap, 22. - 23.05.1996, leg. F. Röschmann.

1 ♂, Peleponnes, 7 km of Mega Spileion, caught by net, 21.05.1996, leg. F. Röschmann.

***Bradysiopsis vittata* (Meigen, 1830)**

Rare, known from Scandinavia, Central and South Europe.

16 ♂♂, Delphi, Parnas Mountains, Garigue-landscape, light trap, 22. - 23.05.1996, leg. F. Röschmann.

1 ♂, Peleponnes, Kalogria, caught by net, 16.05.1996, leg. F. Röschmann.

8 ♂♂, Peleponnes, 7 km of Mega Spileion, caught by net, 21.05.1996, leg. F. Röschmann.

***Corynoptera dentiforceps* (Bukowski & Lengersdorf, 1936)**

Known from Central and East Europe (including Crimea), Austria, Germany and Greece (1993).

1 ♂, Peleponnes, Kalavrita, 1000 m, yellow dishes, 18. - 19.05.1996, leg. F. Röschmann.

***Corynoptera forcipata* (Winnertz, 1867)**

Widespread in Europe, known also from Russian Far East and North Africa.

1 ♂, Delphi, Parnas Mountains, Garigue-landscape, light trap, 22. - 23.05.1996, leg. F. Röschmann.

1 ♂, Peleponnes, 7 km of Mega Spileion, caught by net, 21.05.1996, leg. F. Röschmann.

1 ♂, Peleponnes, Kalavrita, 1000 m, yellow dishes, 18. - 19.05.1996, leg. F. Röschmann.

***Corynoptera furcata* (Hippa & Vilkamaa, 1994)**

Known from Italy, Great Britain, Germany, Switzerland, Russia and Canada. New to Greece.

2 ♂♂, Peleponnes, Mega Spileion, Varaikos-Canyon, yellow dishes, 20. - 21.05.1996, leg. F. Röschmann.

***Corynoptera irmgardis* (Lengersdorf, 1930)**

Known from North and Central Europe. New to Greece.

2 ♂, Peleponnes, Mega Spileion, Varaikos-Canyon, yellow dishes, 20. - 21.05.1996, leg. F. Röschmann.

***Corynoptera praeparvula* Mohrig & Krivosheina, 1983**

Known from Germany, Bulgaria, Greece and Turkmenistan.

3 ♂♂, Peleponnes, Kalogria, caught by net, 16.05.1996, leg. F. Röschmann.

1 ♂, Peleponnes, Kalavrita, 1000 m, yellow dishes, 18. - 19.05.1996, leg. F. Röschmann.

***Corynoptera praepiniphila* Mohrig & Dimitrova, 1992**

Only known from Bulgaria (Vitoscha Mountains) and Greece (Crete).

1 ♂, Peleponnes, Mega Spileion, Varaikos-Canyon, yellow dishes, 20. - 21.05.1996, leg. F. Röschmann.

***Corynoptera sphenoptera* Tuomikoski, 1960**

Known from Scandinavia, Germany, Great Britain, Greece and Moravia.

2 ♂♂, Peleponnes, Mega Spileion, Varaikos-Canyon, yellow dishes, 20. - 21.05.1996, leg. F. Röschmann.

***Corynoptera tridentata* Hondru, 1968**

Known only from Romania (locus typicus), Germany and Switzerland. New to Greece.

2 ♂♂, Peleponnes, Kalogria, caught by net, 16.05.1996, leg. F. Röschmann.

1 ♂, Peleponnes, Kalavrita, 1000 m, yellow dishes, 18. - 19.05.1996, leg. F. Röschmann.

***Corynoptera trispinulosa* Mohrig & Blasco-Zumeta, 1994**

Known only from Spain (locus typicus). New to Greece.

1 ♂, Peleponnes, 7 km of Mega Spileion, caught by net, 21.05.1996, leg. F. Röschmann.

***Corynoptera winnertzi* Mohrig, 1993**

Known from Germany, Italy, Greece, Latvia and Turkmenistan.

2 ♂♂, Peleponnes, 7 km of Mega Spileion, caught by net, 21.05.1996, leg. F. Röschmann.

1 ♂, Peleponnes, Mega Spileion, Varaikos-Canyon, yellow dishes, 20. - 21.05.1996, leg. F. Röschmann.

2 ♂♂, Peleponnes, Kalavrita, 1000 m, yellow dishes, 18. - 19.05.1996, leg. F. Röschmann.

***Epidapus anomalus* Mohrig & Dimitrova, 1993**

Known only from the locus typicus (Bulgaria). New to Greece.

1 ♂, Peleponnes, Kalavrita, 1000 m, yellow dishes, 18. - 19.05.1996, leg. F. Röschmann.

***Epidapus bialpatus* Mohrig, 1982**

Known only from Austria (locus typicus). New to Greece.

3 ♂♂, Peleponnes, Kalavrita, 1000 m, yellow dishes, 18. - 19.05.1996, leg. F. Röschmann.

5 ♂♂, Peleponnes, Mega Spileion, Varaikos-Canyon, yellow dishes, 20. - 21.05.1996, leg. F. Röschmann.

***Epidapus postdetricicola* Mohrig & Röschmann, 1996**

Known only from the locus typicus (Greece).

1 ♂, Peleponnes, Kalavrita, 1000 m, yellow dishes, 18. - 19.05.1996, leg. F. Röschmann.

***Epidapus semifactus* Mohrig & Röschmann sp. n.**

Known only from Spain (Canary Islands, La Palma).

1 ♂, Peleponnes, Mega Spileion, Varaikos-Canyon, yellow dishes, 20. - 21.05.1996, leg. F. Röschmann.

***Leptosciarella hirtipennis* (Zetterstedt, 1838)**

Widespread in Europe. New to Greece.

1 ♂, Delphi, Parnas Mountains, 1900 m, caught by net, 22. - 23.05.1996, leg. F. Röschmann.

***Lycoriella ingenua* (Dufour, 1839)**

Common in Europe. New to Greece.

1 ♂, Peleponnes, 7 km of Mega Spileion, caught by net, 21.05.1996, leg. F. Röschmann.

***Pseudolycoriella bruckii* (Winnertz, 1867)**

Widespread in Central Europe, also known from Albania and Italy. New to Greece.

3 ♂♂, Delphi, Parnas Mountains, Garigue-landscape, light trap, 22. - 23.05.1996, leg. F. Röschmann.

2 ♀♀, Delphi, Parnas Mountains, Garigue-landscape, light trap, 22. - 23.05.1996, leg. F. Röschmann.

2 ♂♂, Peleponnes, Mega Spileion, Varaikos-Canyon, yellow dishes, 20. - 21.05.1996, leg. F. Röschmann.

1 ♀, Peleponnes, Mega Spileion, Varaikos-Canyon, yellow dishes, 20. - 21.05.1996, leg. F. Röschmann.

***Pseudolykoriella paludum* (Frey, 1948)**

Known from North and Central Europe.

4 ♂♂, Peleponnes, Mega Spileion, Varaikos-Canyon, yellow dishes, 20. - 21.05.1996, leg. F. Röschmann.

***Pseudolykoriella semialata* (Edwards, 1913)**

Rare, known only from Great Britain (locus typicus). New to Greece.

1 ♂, Peleponnes, Mega Spileion, Varaikos-Canyon, yellow dishes, 20. - 21.05.1996, leg. F. Röschmann.

***Pseudolykoriella subbruckii* (Mohrig & Hövemeyer, 1992)**

Known only from Germany (locus typicus), Great Britain, Moravia and Switzerland. New to Greece.

3 ♂♂, Peleponnes, 7 km of Mega Spileion, caught by net, 21.05.1996, leg. F. Röschmann.

4 ♂♂, Peleponnes, Mega Spileion, Varaikos-Canyon, yellow dishes, 20. - 21.05.1996, leg. F. Röschmann.

***Scatopsiara atomaria* (Zetterstedt, 1851)**

Widespread in Europe, known also from Afghanistan, Turkmenistan and USA.

11 ♂♂, Delphi, Parnas Mountains, Garigue-landscape, light trap, 22. - 23.05.1996, leg. F. Röschmann.

1 ♂, Peleponnes, Kalogria, caught by net, 16.05.1996, leg. F. Röschmann.

3 ♂♂, Peleponnes, 7 km of Mega Spileion, caught by net, 21.05.1996, leg. F. Röschmann.

2 ♂♂, Peleponnes, Mega Spileion, Varaikos-Canyon, yellow dishes, 20. - 21.05.1996, leg. F. Röschmann.

1 ♂, Peleponnes, Kalavrita, 1000 m, yellow dishes, 18. - 19.05.1996, leg. F. Röschmann.

***Scatopsiara gracilipennis* (Lengersdorf, 1942)**

Rare, known from Israel (Jaffa) to Central Asia (Uzbekistan: Samarkand). New to Greece.

1 ♂, Peleponnes, Kalavrita, 1000 m, yellow dishes, 18. - 19.05.1996, leg. F. Röschmann.

***Scatopsciara nana* (Winnertz, 1871)**

Known from Great Britain, Germany, Italy, Moravia and Switzerland. New to Greece.

1 ♂, Delphi, Parnas Mountains, Garigue-landscape, light trap, 22. - 23.05.1996, leg. F. Röschmann.

***Scatopsciara neglecta* Menzel & Mohrig, 1998**

Known from Great Britain and Germany. New to Greece.

1 ♂, Delphi, Parnas Mountains, Garigue-landscape, light trap, 22. - 23.05.1996, leg. F. Röschmann.

***Scatopsciara vitripennis* (Meigen, 1818)**

Common in Europe, also known from the Russian Far East and Central Asia and USA.

1 ♂, Delphi, Parnas Mountains, Garigue-landscape, light trap, 22. - 23.05.1996, leg. F. Röschmann.

***Schwenckfeldina carbonaria* (Meigen, 1830)**

Widespread in Europe. Doubtful records from China, Indonesia and Thailand.

2 ♂♂, Peleponnes, Kalavrita, 1000 m, yellow dishes, 18. - 19.05.1996, leg. F. Röschmann.

***Sciara flavimana* Zetterstedt, 1851**

Rare, distributed from Central Europe to Italy. New to Greece.

3 ♂♂, Peleponnes, Kalavrita, 1000 m, yellow dishes, 18. - 19.05.1996, leg. F. Röschmann.

***Trichosia morio* (Fabricius, 1794)**

Widespread in Europe.

1 ♂, Delphi, Parnas Mountains, 1900 m, caught by net, 22. - 23.05.1996, leg. F. Röschmann.

Recorded sciarid species Sciariid species, which are present in both investigations are grey underlayed.	Röschmann & Mohrig (1996)	Rulik et al., present paper
Dates of collection	01.05-11.05.1993 22.09.-28.09.1993 27.09.-03.10.1994	16.05-23.05.1996
<i>Bradysia amoena</i> (Wilmertz, 1867)		+
<i>Bradysia atropina</i> Mohrig, 1992	+	
<i>Bradysia barbarossae</i> Mohrig & Mamaev, 1970	+	
<i>Bradysia brachyflagellata</i> Mohrig & Kauschke, 1994		+
<i>Bradysia breviellata</i> Mohrig & Menzel, 1992	+	
<i>Bradysia brunripes</i> (Meigen, 1804)	+	
<i>Bradysia cinerascens</i> (Grzegorzak, 1884)	+	+
<i>Bradysia confinis</i> (Wilmertz, 1867)		+
<i>Bradysia conspersa</i> Mohrig & Dimitrova, 1993	+	
<i>Bradysia inusitata</i> Tuomikoski, 1960	+	
<i>Bradysia longispina</i> Mohrig & Mamaev, 1989	+	+
<i>Bradysia neoreflexa</i> Mohrig & Röschmann, 1996	+	
<i>Bradysia nidicola</i> (Meigen, 1818)	+	+
<i>Bradysia nomica</i> Mohrig & Röschmann, 1996	+	
<i>Bradysia pectoralis</i> (Staeger, 1840)	+	
<i>Bradysia placida</i> (Wilmertz, 1867)		+
<i>Bradysia promissa</i> Mohrig & Röschmann sp. n.		+
<i>Bradysia pseudodalmatina</i> Mohrig & Röschmann, 1993	+	
<i>Bradysia rufescens</i> (Zetterstedt, 1852)		+
<i>Bradysia ruginosa</i> Mohrig, 1992		+
<i>Bradysia santorina</i> Mohrig & Menzel, 1992	+	
<i>Bradysia scabricornis</i> Tuomikoski, 1960	+	+
<i>Bradysia subscabricornis</i> Mohrig & Menzel, 1990		+
<i>Bradysia trivittata</i> (Staeger, 1840)	+	
<i>Bradysia xenoreflexa</i> Mohrig & Menzel, 1993	+	+
<i>Bradysia zetterstedti</i> Mohrig & Menzel, 1993	+	
<i>Bradysia vittata</i> (Meigen, 1830)	+	+
<i>Corynoptera alticola</i> (Kieffer, 1919)	+	
<i>Corynoptera caustica</i> Mohrig & Röschmann, 1996	+	
<i>Corynoptera chaetospina</i> Mohrig & Röschmann, 1996	+	
<i>Corynoptera cruciata</i> (Hippa & Vilkkama, 1994)	+	
<i>Corynoptera dentiforceps</i> (Bukowski & Lengersdorf, 1936)	+	+
<i>Corynoptera forcipata</i> (Wilmertz, 1867)	+	+
<i>Corynoptera francescae</i> Mohrig & Kauschke, 1994	+	
<i>Corynoptera furcata</i> (Hippa & Vilkkama, 1994)		+
<i>Corynoptera furcifera</i> Mohrig & Mamaev, 1987	+	
<i>Corynoptera hypopygialis</i> (Lengersdorf, 1926)	+	
<i>Corynoptera imgardis</i> (Lengersdorf, 1930)		+
<i>Corynoptera karlfalbei</i> Mohrig & Röschmann, 1996	+	
<i>Corynoptera perpusilla</i> Wilmertz, 1867	+	
<i>Corynoptera praeparvula</i> Mohrig & Krivosheina, 1983	+	+
<i>Corynoptera praepiniphila</i> Mohrig & Dimitrova, 1992	+	+
<i>Corynoptera recia</i> vespina Freeman, 1987	+	
<i>Corynoptera sphenoptera</i> Tuomikoski, 1960	+	+

Recorded sciarid species Sciarid species, which are present in both investigations are grey underlined.	Röschmann & Mohrig (1996)	Rulik et al., present paper
Dates of collection	01.05-11.05.1993 22.09.-28.09.1993 27.09.-03.10.1994	16.05-23.05.1996
<i>Corynoptera subparvula</i> Tuomikoski, 1960	+	
<i>Corynoptera triacantha</i> Tuomikoski, 1960	+	
<i>Corynoptera tridentata</i> Hondru, 1968		+
<i>Corynoptera trispinulosa</i> Mohrig & Blasco-Zumeta, 1994		+
<i>Corynoptera winnertzi</i> Mohrig, 1993	+	+
<i>Cratyna alpina</i> (Mohrig & Menzel, 1992)	+	
<i>Cratyna ambigua</i> (Lengersdorf, 1934)	+	
<i>Cratyna betulae</i> (Mohrig & Mamaev, 1992)	+	
<i>Cratyna contracta</i> Mohrig & Röschmann, 1996	+	
<i>Cratyna obtusicauda</i> (Stöbl, 1900)	+	
<i>Cratyna peromata</i> (Mohrig & Röschmann, 1993)	+	
<i>Cratyna varabunda</i> (Winnertz, 1867)	+	
<i>Epidapus anomalus</i> Mohrig & Dimitrova, 1993		+
<i>Epidapus bipalpatus</i> Mohrig, 1982		+
<i>Epidapus brachyflagellatus</i> Mohrig & Röschmann, 1996	+	
<i>Epidapus caricattii</i> Mohrig & Kauschke, 1994	+	
<i>Epidapus gracilis</i> (Walker, 1848)	+	
<i>Epidapus microrhox</i> (Börner, 1903)	+	
<i>Epidapus montivivus</i> (Mohrig, 1970)	+	
<i>Epidapus postdetrincola</i> Mohrig & Röschmann, 1996	+	+
<i>Epidapus schillei</i> (Börner, 1903)	+	
<i>Epidapus semifactus</i> Mohrig & Röschmann sp. n.		+
<i>Epidapus subdetrincola</i> Mohrig & Röschmann, 1996	+	
<i>Leptosciarella brevivalpa</i> (Mohrig & Menzel, 1992)	+	
<i>Leptosciarella hirtipennis</i> (Zetterstedt, 1838)		+
<i>Leptosciarella pilosa</i> (Staeger, 1840)	+	
<i>Lycoriella castanescens</i> (Lengersdorf, 1940)	+	
<i>Lycoriella ingenua</i> (Dufour, 1839)		+
<i>Lycoriella subterranea</i> (Mäkel, 1844)	+	
<i>Parapnyxia hispanica</i> Mohrig & Blasco-Zumeta, 1994	+	
<i>Phytosciara unguata</i> (Winnertz, 1867)	+	
<i>Pseudolycoriella bruckii</i> (Winnertz, 1867)		+
<i>Pseudolycoriella paludum</i> (Frey, 1948)	+	+
<i>Pseudolycoriella semialata</i> (Edwards, 1913)		+
<i>Pseudolycoriella subbruckii</i> (Mohrig & Hövener, 1992)		+
<i>Scatopsciara atomaria</i> (Zetterstedt, 1851)	+	+
<i>Scatopsciara calamophila</i> Frey, 1948	+	
<i>Scatopsciara gracilipennis</i> (Lengersdorf, 1942)		+
<i>Scatopsciara nana</i> (Winnertz, 1871)		+
<i>Scatopsciara neglecta</i> Menzel & Mohrig, 1998		+
<i>Scatopsciara vitripennis</i> (Meigen, 1818)	+	+
<i>Schwenckfeldina carbonaria</i> (Meigen, 1830)	+	+
<i>Sciara flavimana</i> Zetterstedt, 1851		+
<i>Trichosia gryptostyla</i> Mohrig & Röschmann, 1997	+	
<i>Trichosia morio</i> (Fabricius, 1794)	+	+

Table 3: Comparison of the Greek sciarid flies.

Recorded sciarid species Sciariid species, which are present in both investigations are grey underlined.	Rudzinski (1996)	Rulik et al., present paper
Dates of collection	17.06.-11.07.1985	17.05.-28.05.1998
<i>Bradysia amoena</i> (Wilmertz, 1867)		+
<i>Bradysia castanea</i> Mohnig & Menzel, 1990	+	
<i>Bradysia cinerascens</i> (Grzegorzek, 1884)	+	
<i>Bradysia longispina</i> Mohnig & Mamaev, 1989		+
<i>Bradysia luteicauda</i> Mohnig & Mamaev, 1989	+	
<i>Bradysia malitiosa</i> Rudzinski, 1996	+	
<i>Bradysia nivicollis</i> (Meigen, 1818)	+	
<i>Bradysia normalis</i> Frey, 1948	+	
<i>Bradysia pectoralis</i> (Staeger, 1840)		+
<i>Bradysia polonica</i> (Lengersdorf, 1929)	+	
<i>Bradysia rufescens</i> (Zetterstedt, 1852)	+	+
<i>Bradysia santorina</i> Mohnig & Menzel, 1992		+
<i>Bradysia subviridipennis</i> Mohnig & Menzel, 1992	+	
<i>Bradysia submarginata</i> Tuomikoski, 1959	+	
<i>Bradysia trivittata</i> (Staeger, 1840)	+	
<i>Bradysiopsis vittata</i> (Meigen, 1830)	+	+
<i>Corynoptera abducera</i> Mohnig & Rulik sp. n.		+
<i>Corynoptera acuminata</i> Mohnig & Dimitrova, 1992		+
<i>Corynoptera concinna</i> (Wilmertz, 1867)	+	
<i>Corynoptera inundata</i> Fritz, 1982	+	
<i>Corynoptera parvula</i> (Wilmertz, 1867)	+	
<i>Corynoptera praeparvula</i> Mohnig & Krivosheina, 1983		+
<i>Corynoptera sacota</i> Tuomikoski, 1960	+	
<i>Corynoptera subparvula</i> Tuomikoski, 1960		+
<i>Corynoptera subviridipennis</i> Mohnig & Mamaev, 1992		+
<i>Corynoptera waltraudis</i> Mohnig & Mamaev, 1987	+	
<i>Corynoptera winnertzi</i> Mohnig, 1993	+	
<i>Cratyna ambigua</i> (Lengersdorf, 1934)		+
<i>Cratyna nobilis</i> (Wilmertz, 1867)	+	
<i>Cratyna vagabunda</i> (Wilmertz, 1867)	+	
<i>Epidapus illiatus</i> Mohnig & Rulik sp. n.		+
<i>Leptosciarella parcepilosa</i> (Stöbl, 1900)		+
<i>Lycoriella castanescens</i> (Lengersdorf, 1940)	+	+
<i>Lycoriella flavipeda</i> Mohnig & Krivosheina, 1987	+	
<i>Lycoriella paludum</i> (Frey, 1948)	+	
<i>Lycoriella subterranea</i> (Märkel, 1844)	+	
<i>Phytosciara quadriangulata</i> Mohnig & Krivosheina, 1985		+
<i>Pseudolycoiella brunnea</i> (Bukowski & Lengersdorf, 1936)	+	
<i>Pseudolycoiella tenebriosa</i> Mohnig & Rulik sp. n.		+
<i>Scatopsiara atomaria</i> (Zetterstedt, 1851)		+
<i>Scatopsiara atomaria</i> (Zetterstedt, 1851)	+	
<i>Scatopsiara curvilinea</i> (Lengersdorf, 1934)	+	
<i>Scatopsiara gracilipennis</i> (Lengersdorf, 1942)	+	
<i>Scatopsiara nana</i> (Wilmertz, 1871)		+
<i>Scatopsiara neglecta</i> Menzel & Mohnig 1998		+

Recorded sciarid species Sciarid species, which are present in both investigations are grey underlined.	Rudzinski (1996)	Rulik et al., present paper
Dates of collection	17.06.-11.07.1985	17.05.-28.05.1998
<i>Scatopsiara tricuspidata</i> (Winnertz, 1867)	+	
<i>Scatopsiara vitripennis</i> (Meigen, 1818)	+	+
<i>Sciara flavimana</i> Zetterstedt, 1851	+	
<i>Sciara hemerobioides</i> (Scopoli, 1763)	+	
<i>Sciara piriformis</i> Antonova, 1978	+	

Table 4: Comparison of Turkish sciarid flies

DISCUSSION

The results given here on the distribution of sciarid flies in Turkey and Greece are based on material of only 264 specimens. However this relatively small number of specimens consists of 55 species in 12 genera, including five species new to science (42 species and 2 new species from Greece, 22 species and 3 new species from Turkey). In addition 24 species are recorded from Greece for the first time and 17 species are new for Turkey. When comparing our results with previous reports of sciarids from these countries, it is clear that there is a very limited overlap with earlier work. The sciarid fauna of Greece contains at present 89 species, but the overlap of species in these reports is relatively low (Tab. 3). The same is true with the sciarids of Turkey, with 54 recorded species but with great differences between the check list of Rudzinski (1996) and our results (Tab. 4). This shows that present knowledge of the sciarid fauna of both countries is far from accounting for the actual number of species and the entire faunistic position.

Nevertheless it is possible to make a united faunistic assessment. The majority of the recorded species are common or widely distributed in Central Europe. This can be explained by the way of life of sciarid larvae, which are able to survive the dry and hot summer season by a diapause. Larval activity takes place in winter and in spring.

Another group of species seems to have specialised to Mediterranean conditions, namely *Leptosciarella parcepilosa*, *Bradysia santorina*, *B. ruginosa*. There are also species which have been found again after first being described only from this area (*Corynoptera acuminata*, *C. subpiniphila*, *C. trispinulosa*,

Epidapus anomalus, *E. postdetriticola*). It can be assumed that both of these are distributed around the entire Mediterranean.

The percentage of species in Turkey which are distributed in the south-eastern parts of the Palaearctic region is surprisingly high. Including the results of Rudzinski (1996), this includes species such as *Bradysia longispina*, *B. xenoreflexa*, *B. luteicauda*, *B. submarginata*, *Corynoptera waltraudis* or *Lycoriella flavipeda*. This underlines the hypothesis of a historical exchange of faunistic elements between the eastern Palaearctic and Turkey and the eastern Mediterranean area via the Turanic basin south of the Caspian Sea.

Of special importance is the discovery of the species *Pseudolycoriella semialata*, known only from Great Britain and not found since its description in 1913. Furthermore, the name *Bradysia neopraecox* Rudzinski from Turkey (Rudzinski 1996, p. 111, figs 6-9) is a new synonym of *Bradysia subiridipennis* Mohrig & Menzel, 1992.

ACKNOWLEDGEMENTS

We thank the Scientific Student Association "Jean-Baptiste de Lamarck" of the E.-M.-Arndt-University Greifswald (Germany) for supporting the fieldwork, and our colleague Frank MENZEL, DEI (German Entomological Institute Eberswalde) who kindly checked the taxonomic and zoogeographic aspects of this manuscript.

REFERENCES

- Dimitrova, B. & Mohrig, W., 1993, Beitrag zur Trauermückenfauna Bulgariens (Diptera: Sciaridae). Teil II, *Acta Zool. Bulg.*, Sofia, 46: 89-96.
- Lengersdorf, F., 1926a, Die Sciariden des Naturhistorischen Museums in Wien. *Konowia.*, Wien, 5(2): 122-129.
- , 1926b, Die Sciariden des Naturhistorischen Museums in Wien. *Konowia.*, Wien, 5(3): 247-255.
- , 1926c, Die Sciariden des Wiener Naturhist. Museums. *Wien. Ent. Ztg.*, Wien, 43(1): 31-38.
- Lucchi, A., 1995, Famiglia sciaridae. - In Dahl, Ch.; Krivosheina, N.P.; Krzeminska, E.; Lucchi, A.; Nicolai, P.; Salamanna, G.; Santini, L.; Skuhrava, M. & Zwick, P.: Diptera Blephariceromorpha, Bibionomorpha, Psychodomorpha, Ptychopteromorpha [In Minelli, A.; Ruffo, S. & La Posta, S.: Checklist delle specie della Fauna Italiana, Fasc. 62-65], Bologna, 64: 1-39.

- Menzel, F., 1992a, Beiträge zur Taxonomie und Faunistik der paläarktischen Trauermücken (Diptera: Sciaridae). Teil I, Die Stroblschen Sciariden Typen des Naturhistorischen Museums des Benediktinerstifts Admont, *Beitr. Ent.*, Berlin, 42(2): 233-258.
- 1992b, Beiträge zur Taxonomie und Faunistik der paläarktischen Trauermücken (Diptera: Sciaridae). Teil II, Die Sciaridae des Museums für Naturkunde der Humboldt-Universität zu Berlin, *Beitr. Ent.*, Berlin, 42(2): 259-277.
 - 1998a, 21. Sciaridae. - In Merz, B.; Bächli, G.; Haenni, J.-P. & Gonseth, Y. [eds.]: Fauna Helvetica, Diptera - Checklist, *Neuchâtel*, 1: 126-130.
 - 1998b, Sciaridae. - In Chandler, P. [ed.]: Checklist of Insects of the British isles (new series), Part 1: Diptera (incorporating a list of Irish Diptera), Handbooks for the Identification of British Insects, *Royal Entomological Society London*, London, 12: 20-24.
 - 1999, Sciaridae. - In Schumann, H.; Bährmann, R. & Stark, A. [eds.]: Entomofauna Germanica 2, Checkliste der Dipteren Deutschlands, *Studia dipterologica (Suppl.)*, Halle/Saale, 2(1999): 75-80
- Menzel, F. & Mohrig, W., 1991, Ergebnisse der Albanien-Expedition 1961 des Deutschen Entomologischen Institutes, 101. Beitrag, Diptera: Sciaridae, *Beitr. Ent.*, Berlin, 41(2): 389-400.
- 1993, Beiträge zur Taxonomie und Faunistik der paläarktischen Trauermücken (Diptera, Sciaridae), Teil IV, Lengersdorfsche Sciaridentypen aus dem Naturhistorischem Museum Wien (1. Beitrag), *Beitr. Ent.*, Berlin, 43(1): 63-80.
 - 1997a, Revision der paläarktischen Arten von *Trichosia* Winnertz sensu Tuomikoski, 1960 (Diptera: Sciaridae), Teil I, Gattung *Trichosia* Winnertz, 1867, *Studia dipterologica*, Halle/Saale, 4(1): 3-40.
 - 1997b, 2.6. Family Sciaridae. - In Papp, L. & Darvas, B. [eds.]: Contributions to a Manual of Palaearctic Diptera (with special reference to flies of economic importance). Volume 2: Nematocera and lower Brachycera, *Science Herald*, Budapest, 2: 51-69.
 - 1998, Beiträge zur Taxonomie und Faunistik der paläarktischen Trauermücken (Diptera, Sciaridae). Teil VI - Neue Ergebnisse aus Typenuntersuchungen und die daraus resultierenden taxonomisch-nomenklatorischen Konsequenzen, *Studia dipterologica*, Halle/Saale, 5(2): 351-378.
 - 1999, Revision der paläarktischen Trauermücken (Diptera: Sciaridae) unter besonderer Berücksichtigung der deutschen Fauna, *Studia dipterologica (Suppl.)*, Halle/Saale, 6 (1999) [in press].
- Mohrig, W. & Blasco-Zumeta, J., 1994, New sciarid flies (Diptera, Sciaridae) from the Monegros region (Zaragoza, Spain), *Misc. Zool.*, Barcelona, 16 (1992): 93-104.
- 1995, The sciarid fauna (Diptera, Sciaridae) of a *Juniperus thurifera* L. forest of the Monegros region (Zaragoza, Spain) with description of ten new species, *Misc. Zool.*, Barcelona, 18: 99-116.

- Mohrig, W. & Dimitrova, B., 1992, Neue Arten aus der Gattung Corynoptera Winnertz aus Bulgarien (Insecta, Diptera: Sciaridae), *Reichenbachia.*, Dresden, 29(2): 177-185.
- 1993, Zwei neue Arten der Gattung Epidapus Hal. aus Bulgarien. (Insecta, Diptera: Sciaridae), *Reichenbachia.*, Dresden, 30(15): 99-102.
- Mohrig, W.; Dimitrova, B. & Mamaev, B., 1992, Beitrag zur Trauermücken-Fauna Bulgariens (Diptera: Sciaridae), *Ent. Nachr. Ber.*, Dresden, 36(3): 197-201.
- Mohrig, W. & Kauschke, E., 1994, New sciarid flies from the Italian Province of Apulia (Diptera: Sciaridae), *Boll. Soc. Ent. Ital.*, Genova, 126(2): 175-185.
- Mohrig, W.; Kauschke, E.; Menzel, F. & Jaschhof, M., 1997, Trauermücken (Diptera, Sciaridae) von der Kanarischen Insel La Gomera und Westmarokko, *Ber. nat.-med. Verein Innsbruck*, Innsbruck, 84: 379-390.
- Mohrig, W. & Menzel, F., 1992, Neue Arten europäischer Trauermücken (Diptera: Sciaridae), *Dipt. Research*, St. Petersburg, 3: 1-16.
- Röschmann, F. & Mohrig, W., 1993, Corynoptera jeskei Moh. & Rösch., eine neue Species der C. fulvicollis-Gruppe (Insecta: Diptera: Sciaridae) aus Marokko, *Reichenbachia*, Dresden, 30(17): 109-111.
- 1996, Neue Trauermücken aus Griechenland (Diptera: Sciaridae), *Ber. nat.-med. Verein Innsbruck*, Innsbruck, 83: 291-309.
- Rudzinski, H.-G., 1995, New species of sciarid flies from Corsica (Diptera: Sciaridae), *Studia dipterologica*, Halle/Saale, 2(2): 249-252.
- 1996, Neue Trauermückenfunde aus der Türkei (Diptera: Sciaridae), *Ent. Z.*, Essen, 106(3): 108-116.
- Rudzinski, H.-G. & Košel, V., 1997, Sciaridae. - In Chvála, M. [ed.]: Check List of Diptera (Insecta) of the Czech and Slovak Republics, *Karolinum-Charles University Press*, Prague [Prag], 1997: 23-24.
- Tuomikoski, R., 1960, Zur Kenntnis der Sciariden (Dipt.) Finnlands, *Ann. Zool. Soc. "Vanamo"*, Helsinki, 21(4): 1-164.
- Venturi, F., 1964, Saggio sui Licoridi (Insecta, Diptera) brachitteri ed atteri europei, con particolare riguardo alle forme sicule, *Atti Accad. Gioenia Sci. Nat.*, Catania, 16: 87-114.

Received: July 30, 1999

Accepted: October 15, 1999